

# GCL- M10/72GDF



**540-560 W**

**Bifacial Dual Glass  
Monocrystalline Module**

**560W**

Maximum Power Output

**21.68%**

Maximum Module Efficiency

**0~+5W**

Power Output Guarantee



Special cutting and soldering technology leads to low hotspot risk



High conversion efficiency due to top quality wafers and advanced cell technology



Ideal choice for large scale ground installation



Withstand up to 1500V system voltage effectively reduce BOS cost

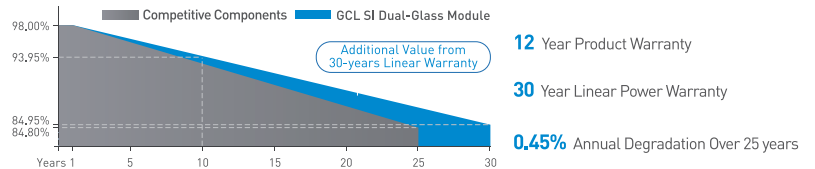
## GCL Delivers Reliable Performance Over Time

- World-class manufacturer of crystalline silicon photovoltaic modules
- Fully automatic facility and world-class technology
- Long term reliability tests
- 2x100% EL inspection ensuring defect-free modules

## Comprehensive System and Product Certifications

- IEC61215, IEC61730
- ISO9001:2015 Quality management systems
- ISO14001:2015 Environmental management systems
- ISO45001:2018 Occupational health and safety management systems
- IEC62941:2019 Terrestrial photovoltaic (PV) modules—Quality system for PV module manufacturing

## Linear Performance Warranty



\* Please refer to GCL standard warranty for details

Additional Insurance Backed by Swiss RE

\* Please refer to GCL for details



Electrical Specification (STC\*)

Maximum Power	P <sub>max</sub> (W)	540	545	550	555	560
Maximum Power Voltage	V <sub>mp</sub> (V)	41.45	41.70	41.93	42.18	42.43
Maximum Power Current	I <sub>mp</sub> (A)	13.03	13.07	13.12	13.16	13.20
Open Circuit Voltage	V <sub>oc</sub> (V)	49.24	49.52	49.80	50.08	50.36
Short Circuit Current	I <sub>sc</sub> (A)	13.78	13.83	13.88	13.93	13.98
Module Efficiency	(%)	20.90	21.10	21.29	21.48	21.68

\* Irradiance 1000W/m<sup>2</sup>, Cell Temperature 25°C, Air Mass 1.5  
P<sub>max</sub> Tolerance: ±3%

Electrical Specification (NOCT\*)

Maximum Power	P <sub>max</sub> (W)	408.6	412.4	416.2	420.0	424.1
Maximum Power Voltage	V <sub>mp</sub> (V)	38.45	38.67	38.90	39.12	39.34
Maximum Power Current	I <sub>mp</sub> (A)	10.62	10.66	10.70	10.74	10.78
Open Circuit Voltage	V <sub>oc</sub> (V)	46.48	46.74	47.01	47.28	47.55
Short Circuit Current	I <sub>sc</sub> (A)	11.04	11.08	11.12	11.16	11.20

\* Irradiance 800W/m<sup>2</sup>, Ambient Temperature 20°C, Wind Speed 1m/s

Electrical characteristics with different power bin (reference to 10% Irradiance ratio)

Maximum Power	P <sub>max</sub> (W)	577.8	583.2	588.5	593.9	599.1
Maximum Power Voltage	V <sub>mp</sub> (V)	41.45	41.70	41.93	42.18	42.43
Maximum Power Current	I <sub>mp</sub> (A)	13.94	13.98	14.04	14.08	14.12
Open Circuit Voltage	V <sub>oc</sub> (V)	49.24	49.52	49.80	50.08	50.36
Short Circuit Current	I <sub>sc</sub> (A)	14.75	14.80	14.85	14.91	14.96

Mechanical Data

Number of Cells	144 Cells (6x24)
Dimensions of Module L*W*H (mm)	2278x1134x30 mm [89.69x44.65x1.18 inches]
Weight (kg)	31.5 kg
Front Side Glass	2.0mm (0.08 inches), Anti-Reflection Coating
Back Side Glass	2.0mm (0.08 inches), Heat Strengthened Glass
Frame	Anodized aluminium alloy
J-Box	IP68 Rated
Fire Rating	IEC Class C
Protection Class	Class II
Cable	4.0mm <sup>2</sup> , Portrait: +300/-200mm length can be customized
Number of diodes	3
Wind/ Snow Load	2400Pa/ 5400Pa*
Bifaciality (%)	70±5

\* For more details please check the installation manual of GCLSI

Temperature Ratings

Nominal Operating Cell Temperature (NOCT)	45±2°C
Temperature Coefficient of I <sub>sc</sub>	+0.05%/°C
Temperature Coefficient of V <sub>oc</sub>	-0.28%/°C
Temperature Coefficient of P <sub>MAX</sub>	-0.35%/°C

Packaging Configuration

Module per box	36 pieces
Module per 40' container	720 pieces

Tolerance

Sorting / Voc / I <sub>sc</sub> Tolerance	0~+5W /±3% /±4%
---	-----------------

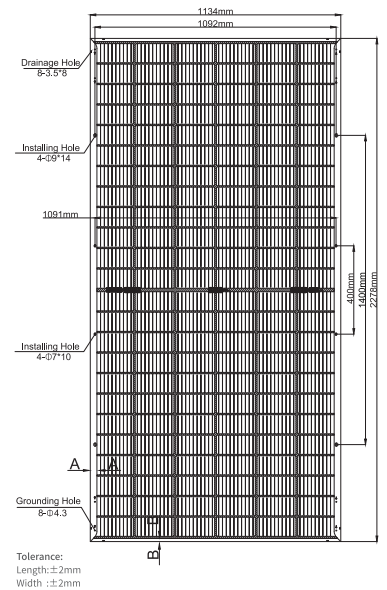
Maximum Ratings

Operational Temperature	-40~+85°C
Maximum System Voltage	1500V DC
Max Series Fuse Rating	30A

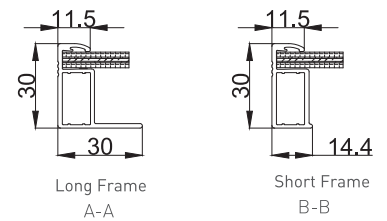
Connector

Bright	B01 / B05x	ChuangYuan	PV-CY20L / PV-CY03L
Haitian	PV-HT03	Zhonghuan	PV-ZH202B
UKT	PV-C002-xy	Zerun	Z4S-abcde
Xtong	PV -XT 101.1/PV -XT101.2 / XT 2		
Staubli	PV-KST4-EVO 2/xy-UR / PV-KST4-EV02A/xy PV-KBT4-EVO 2/xy-UR / PV-KBT4-EV02A/xy		

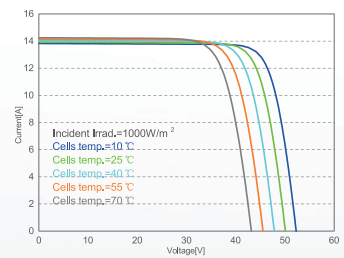
Module Dimension



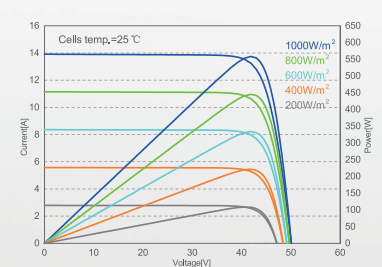
Back View



I-V Curve at Different Temperature (555W)



I-V/P-V Curve at Different Irradiation (555W)



CAUTION: READ INSTALLATION MANUAL BEFORE USING THE PRODUCT

Contact Us for More Information

GCL System Integration Technology Co., Ltd.

address: Jianghai Economic Zone, Nanqiao Town, Fengxian District, 201406 Shanghai P. R. China

website: [www.gclsi.com](http://www.gclsi.com)

email: [gclsales@gclsi.com](mailto:gclsales@gclsi.com)

